



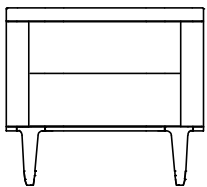
---

## DESCRIPTION

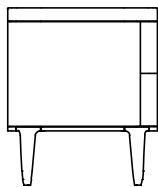
<b>Typology</b>	Chest of drawers and night table
<b>Structure</b>	Panel of wooden particles in veneer
<b>Top</b>	Lacquer polyurethane
<b>Feet</b>	Painted metal
<b>Drawer structure</b>	Panel of wooden particles in melamine

---

## DIMENSIONS




535  
21"




590  
23 1/2"

450  
17 3/4"



1500  
59"

685  
27"



550  
21 3/4"

---

## STRUCTURE FINISHES

### Wood




Woods

---

## TOP FINISHES

### Lacquer



Mat lacquer

---

## BASE FINISHES

### Metal parts



Metal parts